



# Heritage Clay Tiles Ltd

*Pesterdays Traditions Todays Choices Tomorrows Heritage*

**Traditional  
Handmade  
Clay Roof Tiles  
& Fittings**



**email: [sales@heritagetiles.co.uk](mailto:sales@heritagetiles.co.uk)  
website: [www.heritagetiles.co.uk](http://www.heritagetiles.co.uk)  
tel: 01634 471344**




Welcome to Heritage Clay Tiles Ltd the UK's leading supplier of high quality handmade clay roof tiles, peg tiles and machine made tiles.

We pride ourselves on our high quality product range. Manufactured using traditional skills coupled with modern kiln technology, the Heritage Tile range is second to none, offering old world character and charm yet able to meet modern contemporary requirements.

A wide colour choice including innovative shades and bespoke styles is available allowing the architect specifier or homeowner complete versatility to create a stunning design that will enhance any project.

# Index Page

Index Page.....	2
Conservation Range .....	3-10
Clayhall Range .....	11-21
Classic Range .....	22-23
Bespoke .....	24-25
Fittings.....	26
Bat Tile Set.....	27
Ornamental Tiles .....	28
Fish Tail Tiles .....	29
Glazed Tiles .....	30
Conservation Peg Tile.....	31
The Factory.....	32-33
50 Year Guarantee .....	34
Technical Data.....	35



Heritage Clay Tiles  
Temple Park  
Priory Road  
Strood  
Kent ME2 2EG  
tel: 01634 471344  
sales@heritagetiles.co.uk  
web: www.heritagetiles.co.uk





# Consevation Handmade Range



Available in three distinctive colours, created by using a very fine sand.

**The Conservation Handmade Black Blend;**

A bold, beautiful and sustainable addition to our popular handmade conservation range.

**The Conservation Handmade Dark Blend;**

A similar warm tone to our popular Conservation Weathered but a shade darker.

**The Conservation Handmade Red Blend;**

Perfect for vertical tiling especially suited for villages and hamlets with an olde worlde vernacular charm

**The Conservation Handmade Weathered Blend;**

A natural warm tone, achieving an instant mellow and settled look





# *Conservation Handmade Range*



## *Conservation Weathered Blend*

**The Conservation Handmade  
Weathered Blend**

**A natural warm tone, achieving an  
instant mellow and settled look**

**The Conservation Weathered  
Blend tile comes with a  
Two Nib Feature**









## Conservation Handmade Range



### Conservation Red Blend

**The Conservation Handmade Red Blend perfect for vertical tiling especially suited for villages and hamlets with an olde worlde vernacular charm.**

**The Conservation Red Blend tile comes with a Two Nib Feature.**









# Conservation Handmade Range



## Conservation Dark Blend

With its natural varying tones, the Conservation Handmade Dark Blend lends itself to a plethora of projects ranging from timeless grade listed buildings to modern day habitable barn conversions.

The Conservation Dark Blend tile comes with a Two Nib Feature










# *New Conservation Black*

*In Stock  
&  
Available*

A bold, beautiful and sustainable addition to our popular handmade conservation range. Produced from natural clay and fired at high temperatures for long lasting strength and durability, each tile is uniquely textured and finished by hand, giving it a character and charm that simply can not be replicated by mass-produced tiles.



# Clayhall Range



Clayhall  
Red Blend




Clayhall  
Medium Blend



Clayhall  
Dark Blend



Clayhall  
Birchwood Mix



Clayhall  
Hamlet Mix

Our Clayhall Range consists of the following:

**Clayhall Red Blend**  
**Clayhall Medium Blend**  
**Clayhall Dark Blend**  
**Clayhall Birchwood Mix**  
**Clayhall Hamlet Mix**

The Clayhall range has been carefully designed  
with a continuous nib feature





## *Clayhall Range*



## *Clayhall Red Blend*

**A soft and warm hue, ideally suited to main roofs and especially vertical tile hanging.**

**The Clayhall range has been carefully designed with a continuous nib feature**









## *Clayhall Range*



## *Clayhall Medium Blend*

**An ever popular choice for  
a variety of projects.**

**The Clayhall range has been  
carefully designed  
with a continuous nib feature**










## *Clayhall Range*



## *Clayhall Dark Blend*

**A deep dark tonal shade for an instant aged finish**

**The Clayhall range has been carefully designed with a continuous nib feature**









# Clayhall Range



## Clayhall Birchwood Mix

The Birchwood Mix is part of the Clayhall Range and is made up of

**70% Clayhall Medium Blend**

**30% Clayhall Dark Blend**

We supply these pre blended to ensure the correct mix and save time on site









## *Clayhall Range*



### *Clayhall Hamlet Mix*

The Hamlet Mix is part of the Clayhall Range and is made up of

**70% Clayhall Medium Blend**

**30% Clayhall Red Blend**

We supply these pre blended to ensure the correct mix and save time on site









# *Classic Handmade Edwardian*



## *Classic Edwardian*

**We source only the best raw materials for our craftsmen to create beautifully Handmade Clay Tiles of the highest quality and durability.**

**The Classic Handmade Edwardian has been designed with a two nib feature bringing versatility and character to all types of pitched roofs.**









## *Bespoke Blend*



Creating a bespoke blend from our range of tiles allows the homeowner or specifier the opportunity to put their own individual stamp into their roof design and future home.

Our team are on hand to help with your bespoke blend requirements.

This project required a Clayhall pre colour mix to match with the roofscape of the street.

**Clayhall Red Blend**  
**Clayhall Medium Blend**  
**Clayhall Dark Blend**





# SELECT-A-BLEND





When using Heritage Clay Tiles, mixing colours allows you the opportunity to make your roof project unique or where it's a necessity to blend in with surrounding buildings and the local vernacular a bespoke blend can be the perfect option.


Because our strict quality control provides a consistent tile size you are able to mix various styles and colours of tiles to make your roof unique to you. Please use the tool below to experiment with various blends.


Update mix


 Birchwood Mix Blend


 Hamlet Mix Blend


 Clayhall Medium 35 %


 Clayhall Dark 15 %


 Clayhall Red 0 %

 Classic Edwardian 0 %

 Conservation Red 0 %

 Conservation Weathered 0 %

 Conservation Dark 0 %

 Conservation Black 50 %





# Fittings



Gable Tiles



Eave Tiles



Baby Porch  
Ridge 300mm



90 Degree  
External Angle



Half Round Ridge  
300mm



Mono Ridge  
300mm



Universal  
Bonnet Hip



Universal Valley



Third Round Ridge 300mm



Hogs Back Ridge 300mm

All fittings available to match our


Clayhall Range

Conservation Handmade Range

Classic Handmade Edwardian



## 3 Piece Bat Tile Set



Available in **Medium and Dark Heritage** colours the Bat Access Set. Presents a bat optimised entrance to the under-felt, or to the loft when the under-felt is opened. For use within the roof tiles, the top 'tunnel' tile offers the bat an 18mm high x 165mm long (approx.) tunnel to an entrance hole in the under tiles. This allows the bat to crawl into the roost area

An advantage of these tiles is that they provides the maximum amount of natural air flow under the tiles. The carefully designed access, along with this air flow between the tiles and the under-felt, aims to provide conditions where the bats are protected from any extremes of heat.

Heritage also offer ridge tiles with a similar 18mm access cut into the ridge tile side, and we can look to manufacture bespoke access tiles to your requirement.





## *Ornamental Club Tile*




**The Heritage Ornamental club clay tiles are available to suit all ranges; Conservation, Clayhall & Classic.**

**With ornate decorative effects being incorporated into more and more roof designs these days.**

**Heritage Clay Tiles Ltd offer ornamental club clay tiles with a guaranteed performance in all weathers to 35° pitch. This guarantee is offered across all our ornamental clay tile ranges.**

**All our ornamental club clay tiles will meet the stringent requirements of BS 5534: 2003 Code of practice for slating and tiling, providing our clay tile fixing recommendations are followed.**



**Ornamental Club Clay Tiles have been carefully designed with a continuous nib feature which lends itself to design flexibility in main roof and vertical situations**




## *Fish Tail Tile*



Ornamental clay tiles were used commonly in the Victorian era where architects used such tiles to add detail and interest to large expansive roofs and vertical tiling.

Generally, ornamental tiles are used to create diamond shapes or laid in a series of bands usually in odd numbered courses.

To create further detail to the roof or vertical area, ornamental tiles can be supplied in contrasting colours to plain tiles to further enhance the visual effect.



The Fish Tail Tile has been designed with a two nib feature bringing versatility and character to all types of pitched roofs.



# Glazed Tiles



## The Challenge

The Leuven University in Belgium had commissioned a major refurbishment of its main roof. This particular build within the university complex is a UNESCO World Heritage site so it was very important the tile material selected would suit both the original building and the local vernacular.

An additional complication was the tiles used needed to be glazed in different colours to create a coat of arms detail on the roof.



## The Solution from Heritage Clay Tiles Ltd

None of the local manufacturers were able to supply suitable products so the Architect contacted Heritage Clay Tiles. We worked closely with both the Architect and the client to guide them through a multi stage selection process. The process culminated with the supply of pre-production RAL colour swatches. The swatches were approved and we produced a pallet of bespoke, glazed handmade tiles which met the exact standards of all the regional authorities involved.

Heritage Clay Tiles project managed the contract closely and liaised with the contractor to ensure the tiles of each colour were delivered on time and in the correct sequence.

The new roof is now complete and has provided the University with a stunning new talking point while respecting the rich history and heritage of the building.



# Conservation Handmade Peg Tile



## Introducing our Handmade Conservation Peg Tile.

Available in our Conservation Dark colour for a rich and rustic appearance to allow homeowners and contractors to carry out subtle repairs or complete re-roofs for a sympathetic finish.


Description	Roof	Vertical
Minimum Roof Pitch	35 <sup>0</sup>	75 <sup>0</sup>
Headlap (Minimum)	65mm	38mm
Batten spacing at maximum gauge	90mm	104mm
Size of tile	250mm x 150mm	250mm x 150mm
Covering Capacity	66 per m2	58 per m2
Cover width	150mm	150mm
Weight as laid	66kg per m2	58kg per m2
Battens per m2	10m	8.7m
Batten Size	38 x 25mm	38 x 25mm
Recomended nail type	40 x 3.35mm Alloy Clout	40 x 3.35mm Alloy Clout



# The Factory









# Handmade & Handcrafted Clay Roof Tiles & Accessories



## 50 Year Guarantee



Certificate

EN1304: 2013 DOP (135195 - 23997)

**Address** - Temple Park Priory Road  
Strood, Kent ME2 2EG

**Type** Clay Roofing Tiles & Fittings

**Mechanical Resistance** - Pass

**External Fire Performance** - Conform

**Reaction To Fire** - A1

**Water Impermeability** - Category 1 Test Method -1

**Dimensions & Dimensional Tolerance** - PASS

**Durability** - Level 1 (150)

**Release Of Dangerous Substances** - NPD



All Heritage Clay Tiles are independently tested and approved by **LUCIDEON** who have over fifty years experience in conducting material tests. The tests involve subjecting the tiles to frequent cycles of soaking, freezing and thawing. The criteria for achieving a pass is stringent as the rigorous tests really push the tiles to the limit.

## Conservation Handmade Range

### Clayhall Range

### Classic Handmade Edwardian

Description	Roof	Vertical
Minimum Pitched Roof	35 °	75 °
Headlap (Minimum)	65mm	38mm
Batten Spacing at Maximum Gauge	100mm	114mm
Size of Tile	265 x 165mm	265 x 165mm
Covering Capacity	60 per m2	53 per m2
Cover Width	165mm	165mm
Conservation & Classic Weight as Laid	75kg per m2	66.25kg per m2
Clayhall Weight as Laid	66kg per m2	58kg per m2
Battens per m2	10m	8.7m
Batten Size	38 x 25mm	38 x 25mm
Recommended Nail Type	40 x 2.65mm Alloy Clout	40 x 2.65mm Alloy Clout

This technical data is for plain tiles only

Our current test results can be viewed via our website at [www.heritagetiles.co.uk](http://www.heritagetiles.co.uk). We are proud of high pass rates our tiles achieve and encourage our customers to compare these results with other companies when making a product choice.

#### Recommendations

\* Tiles to be laid in accordance with BS 5534 \* Tiles laid to be drawn from a minimum of 3 separate pallets to ensure best effect \* Tiles are delivered on non returnable shroud pallets \* Pallets on site should be on firm, dry and level ground, no more than 2 pallets high \* Due to limitations of the print process, colours should be selected from actual samples

#### Quality Assurance

Heritage tiles conforms to BS EN 1304:2005 and BS EN 5392:2103 and are manufactured under a Quality Management System, which meets requirements of ISO:9001 2008. Our materials and finished products are tested by our quality controlled staff at every stage of the production process.





**Heritage Clay Tiles Ltd**

**Sales & Depot**

**Temple Park ,Priory Road**

**Strood, Kent**

**ME2 2EG**

**tel: 01634 471344**

**email: [sales@heritagetiles.co.uk](mailto:sales@heritagetiles.co.uk)**

**email: [accounts@heritagetiles.co.uk](mailto:accounts@heritagetiles.co.uk)**

**web: [www.heritagetiles.co.uk](http://www.heritagetiles.co.uk)**

**Opening Hours**  
**Monday to Friday**  
**7.30am – 4.30pm**

**@heritagetiles**

